

PEBS-L Series

(Battery Switch)

DC Miniature Circuit Breaker



Features

DC Miniature Circuit Breaker PEBS-L Series, with capacities of load isolation and overload/short circuit protection, are designed for PV, energy storage and other DC applications, mainly placed between batteries and hybrid inverters. Max voltage up to 160VDC, current up to 125A. The main designing criteria of PEBS is to provide scientific arc extinguishing and flash barrier technology to fulfill quick and safe current interruption. Tested according to EN 60947-2, AS/NZS IEC 60947.2: 2015.

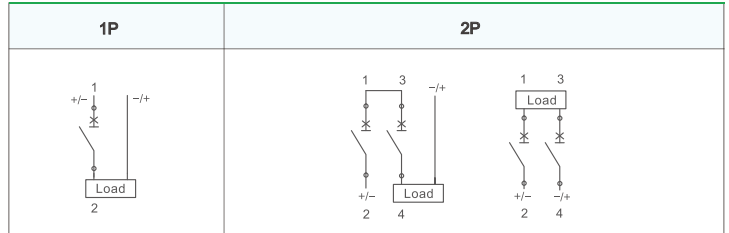
- Protection Functions: overload, short circuit.
- Rated short circuit breaking capacity Icu up to 10 kA.
- Non-polarity, Easy wiring.
- Rated Current In up to 125A.
- Rated Voltage Ue up to 160V.
- Designed for PV, energy storage and other DC applications.



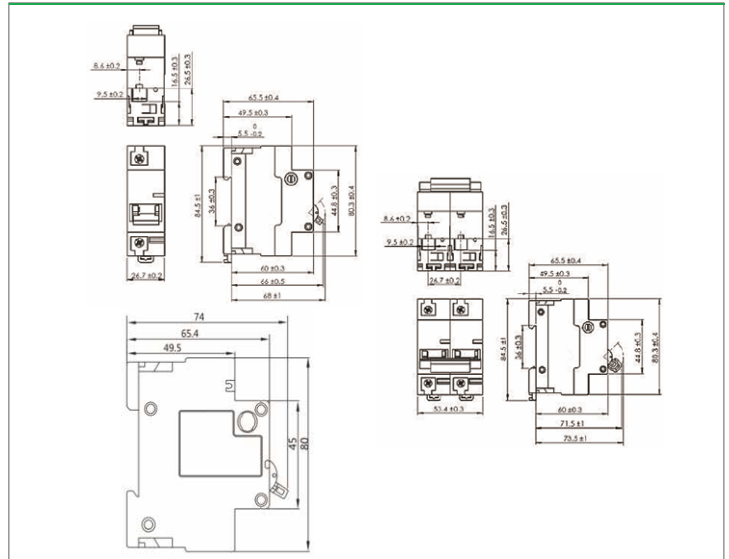
Select Code

PEBS	—	a	b	c	c	—	L
PROJOY ELECTRIC BATTERY SWITCH		RATED VOLTAGE	RATED CURRENT	TRIPPING CURVE	POLES		LOW VOLTAGE
		80V 160V	125A / 63A	B / C	1 2		

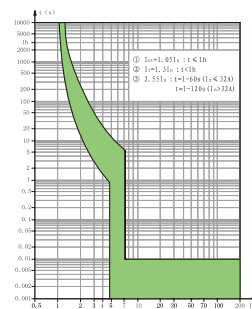
Contact Configuration



Dimensions

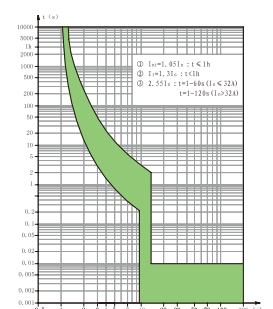


Tripping Characteristics



B Curve 4In (1±20%)

- Suitable for pure resistive load and microinductive circuit
- Available to rated current of 10A ~ 63A (63A Frame), 80A ~ 125A (125A Frame)
- Instantaneous tripping range: 4In±20%



C Curve 8In (1±20%)

- Suitable for general load and power distribution circuit
- Available to rated current of 10A ~ 63A (63A Frame), 80A ~ 125A (125A Frame)
- Instantaneous tripping range: 8In±20%

ProJoy Electric Co., Ltd.

XinTang Industrial Zone, PingJiang District, Suzhou, China
 Tel: +86 512 6878 6489 | Fax: +86 512 6878 6489
 Email: sales@projoy-electric.com | www.projoy-electric.com



Technical data

According to EN60947-2, AS/NZS IEC 60947.2: 2015.

Pole		1P	2P
Rated Working Voltage U _e		80 V DC	80 V DC / 160 V DC
Frame Current		63A, 125A	
Rated Current In	63A Frame	10A, 16A, 20A, 25A, 32A, 40A, 50A, 63A	
	125A Frame	63A, 80A, 100A, 125A	
Rated Insulation Voltage U _i		500V	
Rated Impulse Withstand Voltage U _{imp}		6kV	
Tripping Characteristics		B/C	
Tripping Type		Thermal Magnetic	
Rated Ultimate Short-Circuit Breaking Capacity I _{cu}		10kA	
Rated Service Short-Circuit Interrupting Capacity I _{cs}		7.5kA	
Electrical Life	Actual	10000 Cycles (63A Frame), 5000 Cycles (125A Frame)	
	Standard	1500 Cycles	
Mechanical Life	Actual	20000 Cycles (63A Frame), 10000 Cycles (125A Frame)	
	Standard	8500 Cycles	
Overvoltage Category		III	
Pollution Degree		3	
Ingress Protection		IP40; Wiring port IP20	
Resistance to humidity and heat		Class 2	
Relative Humidity		≤ 95 %	
Vibration		acc. to IEC60068-2-6	
Shocks		acc. to IEC60068-2-27	
Terminal capacity		2.5~35mm ²	
Fastening Torque of Terminals		2.0~3.5 Nm	
Ambient Temperature		-30°C~70°C	
Storage Temperature		-40°C~85°C	
Installation Method		DIN	
Elevation		≤2000m	
		Width: 18mm/pole (63A Frame), 27mm/pole (125A Frame)	
Dimension		High: 85mm	
		Depth: 74mm	
Weight		0.12kg/Pole	

Package Information

Storage

Current	Pole	Box	Carton	Pallet		
125A	1P	10	8	60	Products should be stored in the warehouse where there is ventilation. The relative humidity there should not exceed 80%, and the ambient temperature there is between -40 C to + 85 C . In addition, there should not be acidic, alkaline and corrosive gas in the air.	
	2P	5	8	60		
63A	1P	12	8	80		Products should not be deposited more than 5 years in the above mentioned conditions since the producing date.
	2P	6	8	80		

Order Choosing Specification

Client Information:

Note: One pole for 80V, 2 poles for 80V or 160.

Rated Current (A)		Trip Type		Voltage		No. of Pole		Quantity	Delivery Date
63A Frame	<input type="checkbox"/> 63 <input type="checkbox"/> 50 <input type="checkbox"/> 40 <input type="checkbox"/> 32 <input type="checkbox"/> 25 <input type="checkbox"/> 20 <input type="checkbox"/> 16 <input type="checkbox"/> 10	<input type="checkbox"/> B	<input type="checkbox"/> C	<input type="checkbox"/> 80	<input type="checkbox"/> 160	<input type="checkbox"/> 1	<input type="checkbox"/> 2		
125A Frame	<input type="checkbox"/> 125 <input type="checkbox"/> 100 <input type="checkbox"/> 80 <input type="checkbox"/> 63	<input type="checkbox"/> B	<input type="checkbox"/> C	<input type="checkbox"/> 80	<input type="checkbox"/> 160	<input type="checkbox"/> 1	<input type="checkbox"/> 2		
63A Frame	<input type="checkbox"/> 63 <input type="checkbox"/> 50 <input type="checkbox"/> 40 <input type="checkbox"/> 32 <input type="checkbox"/> 25 <input type="checkbox"/> 20 <input type="checkbox"/> 16 <input type="checkbox"/> 10	<input type="checkbox"/> B	<input type="checkbox"/> C	<input type="checkbox"/> 80	<input type="checkbox"/> 160	<input type="checkbox"/> 1	<input type="checkbox"/> 2		
125A Frame	<input type="checkbox"/> 125 <input type="checkbox"/> 100 <input type="checkbox"/> 80 <input type="checkbox"/> 63	<input type="checkbox"/> B	<input type="checkbox"/> C	<input type="checkbox"/> 80	<input type="checkbox"/> 160	<input type="checkbox"/> 1	<input type="checkbox"/> 2		

ProJoy Electric Co., Ltd.