

# Low Frequency Split Phase Solar Inverter

## PV3300 TLV Series (AC110V/220V: 1KW-6KW)



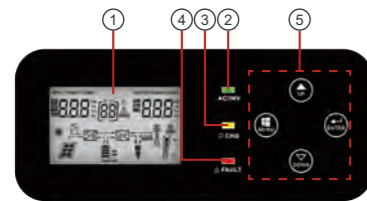
### Features

- Pure sine wave output
- Friendly user interface;MFD (multi-function display)
- 3 Steps charging
- Overload and short-circuit protection
- Set charging voltage/charging current.
- Battery low voltage shutdown point can be set to 10/10.5/11V
- Set utility priority/ Battery priority
- Set utility input wide/narrow range
- Inverter voltage can be set to 100/110/120;frequency can be set to 50/60Hz
- Set utility charging on/off switch
- Built-in 80A MPPT charger

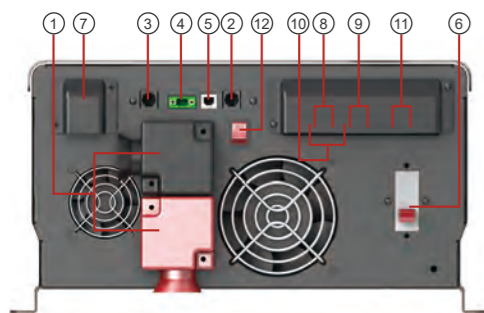
### Introduction

This split phase solar inverter PV3300 TLV series, capacity range from 1KW-6KW, DC 12V/24V/48V, it's applicable to 110VAC/120VAC markets demands, which has AC output of single phase 110VAC/120V, split phase 220V/240V; In LCD display, you can set output voltage, frequency, charging voltage, charging current to design best use based on different loads applications; meanwhile, it has built-in MPPT solar charge controller 80A, you can take use of sunshine freely and save electricity bills.

### Back panel printing description



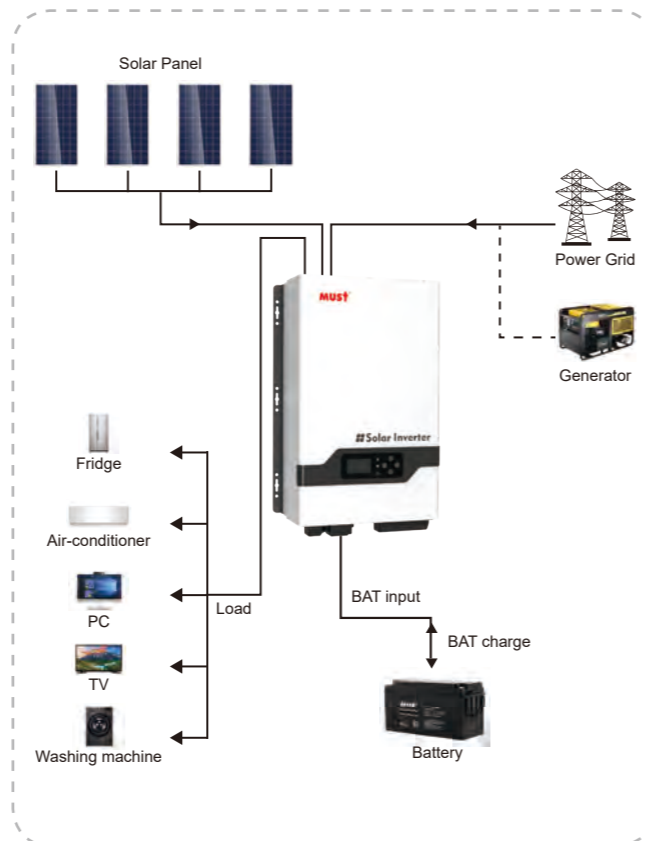
1. LCD Display
2. Status Indicator
3. Charging Indicator
4. Fault Indicator
5. Function Buttons



[ PV3300 TLV 4-6K ]

1. Battery +/-
2. Remote port
3. BTS
4. AGS
5. USB
6. AC input protect: Input protect breaker
7. PV +/-
8. AC output: HOT1 - N 100VAC/110VAC/120VAC
9. AC output: HOT2 - N 100VAC/110VAC/120VAC
- 10.AC output: HOT1 - HOT2 200VAC/220VAC/240VAC
- 11.AC input: HOT1 - HOT2 200VAC/220VAC/240VAC
- 12.Switch on/off

### Solar system connection



### Specification

MODEL	PV33-1012 TLV	PV33-1512 TLV	PV33-1524 TLV	PV33-2012 TLV	PV33-2024 TLV	PV33-3024 TLV	PV33-3048 TLV	PV33-4024 TLV	PV33-4048 TLV	PV33-5048 TLV	PV33-6048 TLV	
Inverter Output	Rated power	1KW	1.5KW	2KW	3KW	4KW	5KW	6KW				
	Power factor	1										
	Wave form	Pure sine wave										
	Output voltage RMS	100V / 110V / 120VAC (200V / 220V / 240VAC, L+L) ±10%										
	Output frequency	50Hz or 60Hz (±0.3Hz)										
	Inverter efficiency (peak)	>85%										
	Line mode efficiency	>95%										
	Overload	100%<Load<110% (alarm 5min then stop output ) / 110%<Load<125% (alarm 60s then stop output) / Load > 125% (alarm 10s then stop output )										
	Surge rating	3000VA	4500VA	6000VA	9000VA	12000VA	15000VA	18000VA				
	Capable of starting electric motor	1HP	1HP	1.5HP	1.5HP	2HP	3HP					
Battery	Battery voltage	12VDC/24VDC					24VDC/48VDC			48VDC		
	Minimum start voltage	(10V / 10.5V / 11V)+0.5V for 12VDC mode (*2 for 24VDC, *4 for 48VDC)										
	Low battery voltage cut off	10V / 10.5V / 11V for 12VDC mode (*2 for 24VDC, *4 for 48VDC)										
	Low battery voltage alarm	(10V / 10.5V / 11V)+0.5V for 12VDC mode (*2 for 24VDC, *4 for 48VDC)										
	High battery voltage alarm	(13.8-14.5V)+1V for 12VDC mode (*2 for 24VDC, *4 for 48VDC)										
	High Battery Voltage Recover	(13.8-14.5V)+0.5V for 12VDC mode (*2 for 24VDC, *4 for 48VDC)										
Save mode	Load ≤50±20W(120V)/100±20W(220V)											
AC Input Mode	Input waveform	Pure sine wave										
	Nominal input voltage	200Vac / 220Vac / 240Vac										
	Max input voltage	270Vac MAX										
	Input frequency	50Hz / 60Hz (auto sensing)										
	Efficiency (AC mode)	>95% (load, full battery)										
Solar Charger	Transfer time AC to DC	15ms(typical)										
	Maximum PV Array Power	1250W	1250W	2500W	1250W	2500W	2500W	5000W	2500W	5000W	5000W	5000W
	Maximum PV Charge Current	80A										
	DC Voltage	12V / 24V					24V / 48V			24V / 48V		
	MPPT Range @ Operating Voltage	16~95VDC @ 12V / 30~130VDC @ 24V					30~130VDC @ 24V / 60~130VDC @48V			60~130VDC @48V		
	Maximum PV Array Open Circuit Voltage	100±2Vdc / 145±2Vdc					145±2Vdc			145±2Vdc		
	Maximum Efficiency	>98%										
	Standby Power Consumption	<2W										
	Charge Mode	12V	30A	45A	60A	/	/	/	/			
		24V	20A	25A	30A	40A	60A	/	/			
48V		/	/	/	20A	30A	35A	40A				
Min charge current 10A. Change by every 5A												
Dimensions	Dimensions (W*H*D)	277*196*466mm						277*186*621mm				
	Ship Dimensions (W*H*D)	376*306*592mm						376*296*747mm				
	Net Weight (Solar CHG)(kg)	17.2	17.7	21.8	20.7	25.2	25.5	38.9	36.5	38	39	
	Shipping Weight (Solar CHG)(kg)	20	20.7	24.8	23.5	28.2	28.2	43	40.7	39.2	40.2	
	Warranty	1year										