

Low Frequency Solar Inverter

PV3000 LVHM Series (AC120V: 1KW-6KW)



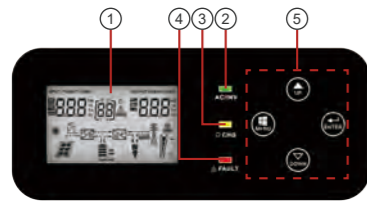
Features

- Pure sine wave output
- Friendly user interface
- 3 Steps charging
- MFD (multi-function display)
- Overload and short-circuit protection
- Set charging voltage/charging current.
- Battery low voltage shutdown point can be set to 10/10.5/11V/11.5V
- Power-save mode
- Set utility priority/ Battery priority
- Set utility input wide/narrow range
- Inverter voltage can be set to 120V:110V/115V/120V
- Inverter frequency can be set to 50/60Hz
- Set utility charging on/off switch
- 80A MPPT charger

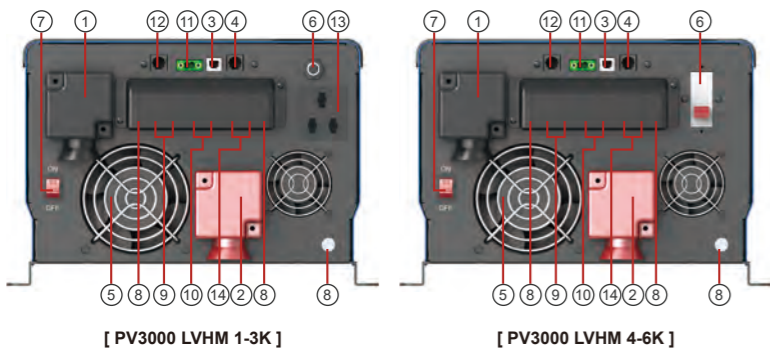
Introduction

PV3000 LVHM series is very economical pure sine wave solar inverter, AC voltage 110V/120V, AC charger inbuilt, from 20A to 60A; MPPT solar charger 80A inbuilt; Solar/AC priority is configurable, when setting solar priority, solar will charge batteries as first priority, and AC can also charge batteries when solar charger current is not enough, it enables inverter to operate with all kinds of home appliances, widely selling to Latin America.

Back panel printing description

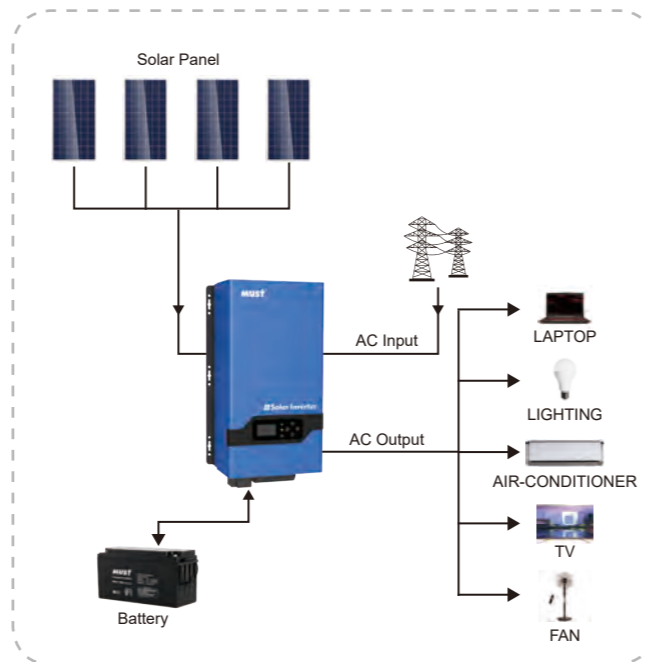


1. LCD Display
2. Status Indicator
3. Charging Indicator
4. Fault Indicator
5. Function Buttons



- | | |
|--------------------------|-----------------------|
| 1. BAT - | 8. GND |
| 2. BAT + | 9. AC input |
| 3. USB | 10.AC output |
| 4. Remote port | 11.AGS |
| 5. FAN | 12.BTS |
| 6. Charger input protect | 13.AC Output 10A(MAX) |
| 7. Power on/off switch | 14.PV input |

Solar system connection



Specification

MODEL	PV30-1KW LVHM	PV30-1.5KW LVHM	PV30-2KW LVHM	PV30-3KW LVHM	PV30-4KW LVHM	PV30-5KW LVHM	PV30-6KW LVHM						
Nominal Battery System Voltage	12VDC	24VDC	12VDC	24VDC	12VDC	24VDC	24VDC	48VDC	24VDC	48VDC	48VDC	48VDC	
INVERTER OUTPUT	Rated Power	1 KW	1.5 KW	2 KW	3 KW	4 KW	5 KW	6 KW					
	Surge Rating	3000VA	4500VA	6000VA	9000VA	12000VA	15000VA	18000VA					
	Capable Of Starting Electric Motor	1HP	1HP	1.5HP	1.5HP	2HP	3HP						
	Waveform	Pure sine wave / same as input (bypass mode)											
	Nominal Output Voltage RMS	110V / 115V / 120VAC(±10% RMS)											
	Output Frequency	50Hz / 60Hz ±0.3Hz											
	Inverter Efficiency (Peak)	>88%											
	Line Mode Efficiency	>95%											
	Power Factor	1.0											
	Typical Transfer Time	10ms(max)											
AC INPUT	Voltage	110/120VAC											
	Selectable Voltage Range	75~135VAC (For personal computers)											
	Frequency Range	50Hz / 60Hz(Auto sensing) 40~80Hz											
BATTERY	Minimum Start Voltage	(10V / 10.5V / 11V / 11.5V)+0.5V for 12VDC mode (*2 for 24VDC, *4 for 48VDC)											
	Low Battery Alarm	(10V / 10.5V / 11V / 11.5V)+0.5V for 12VDC mode (*2 for 24VDC, *4 for 48VDC)											
	Low Battery Cut Off	10V / 10.5V / 11V / 11.5V for 12VDC mode (*2 for 24VDC, *4 for 48VDC)											
	High Voltage Alarm	(13.8-14.5V)+1V for 12VDC mode (*2 for 24VDC, *4 for 48VDC)											
	High Battery Voltage Recover	(13.8-14.5V)+0.5V for 12VDC mode (*2 for 24VDC, *4 for 48VDC)											
	Idle Consumption-Search Mode	Load ≤50±20W(120V)											
CHARGER	Output Voltage	Depends on battery type											
	Overcharge Protection S.D.	15.7VDC for 12VDC mode (*2 for 24VDC mode, *4 for 48VDC mode)											
	Maximum Charge Current	30A	20A	45A	25A	60A	30A	40A	20A	60A	30A	35A	40A
BYPASS & PROTECTION	Input Voltage Waveform	Sine wave (grid or generator)											
	Nominal Input Frequency	50Hz or 60Hz											
	Overload Protection (SMPS Load)	Circuit breaker											
	Output Short Circuit Protection	Circuit breaker											
	Bypass Breaker Rating	120V	1-3K/30A				3K/40A			4-6K/63A			
	Max Bypass Current	30Amp											
SOLAR CHARGER	Maximum PV Array Power	1250W	2500W	1250W	2500W	1250W	2500W	2500W	5000W	2500W	5000W	5000W	5000W
	Maximum PV Charge Current	80A±4A											
	DC Voltage	12V / 24V auto work						24V / 48V auto work					
	MPPT Range @ Operating Voltage	16~95VDC @ 12V / 30~130VDC @ 24V						30~130VDC @ 24V / 60~130VDC @48V			60~130VDC @48V		
	Maximum PV Array Open Circuit Voltage	145VDC											
	Standby Power Consumption	<2W											
MECHANICAL SPECIFICATIONS	Mounting	Wall Mount											
	Dimensions (W*H*D)	423*247*197mm						597*247*197mm					
	Net Weight (Solar CHG)(kg)	17.2	17.7	21.8	20.7	25.2	25.5	38.9	36.5	42.5			
	Shipping Dimensions (W*H*D)	585*387*322mm						758*387*322mm					
	Shipping Weight (Solar CHG)(kg)	20	20.7	24.8	23.5	28.2	28.2	43	40.7	45			
OTHER	Operation Temperature Range	0°C to 40°C											
	Storage Temperature	-15°C to 60°C											
	Audible Noise	60dB MAX											
	Display	LED+LCD											
	Standard Warranty	1 year											