

Low Frequency Solar Inverter

PV3000 LVHM Series (AC120V: 1KW-6KW)



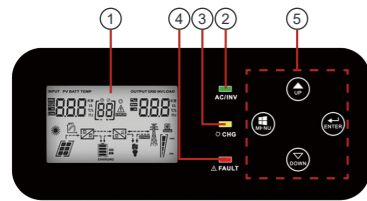
Features

- Pure sine wave output
- Friendly user interface
- 3 Steps charging
- MFD (multi-function display)
- Overload and short-circuit protection
- Set charging voltage/charging current.
- Battery low voltage shutdown point can be set to 10/10.5/11V/11.5V
- Power-save mode
- Set utility priority/ Battery priority
- Set utility input wide/narrow range
- Inverter voltage can be set to 120V:110V/115V/120V
- Inverter frequency can be set to 50/60Hz
- Set utility charging on/off switch
- 80A MPPT charger

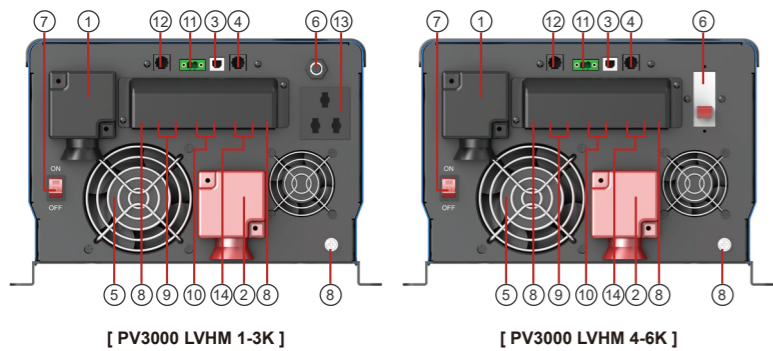
Introduction

PV3000 LVHM series is very economical pure sine wave solar inverter, AC voltage 110V/120V, AC charger inbuilt, from 20A to 60A; MPPT solar charger 80A inbuilt; Solar/AC priority is configurable, when setting solar priority, solar will charge batteries as first priority, and AC can also charge batteries when solar charger current is not enough, it enables inverter to operate with all kinds of home appliances, widely selling to Latin America.

Back panel printing description

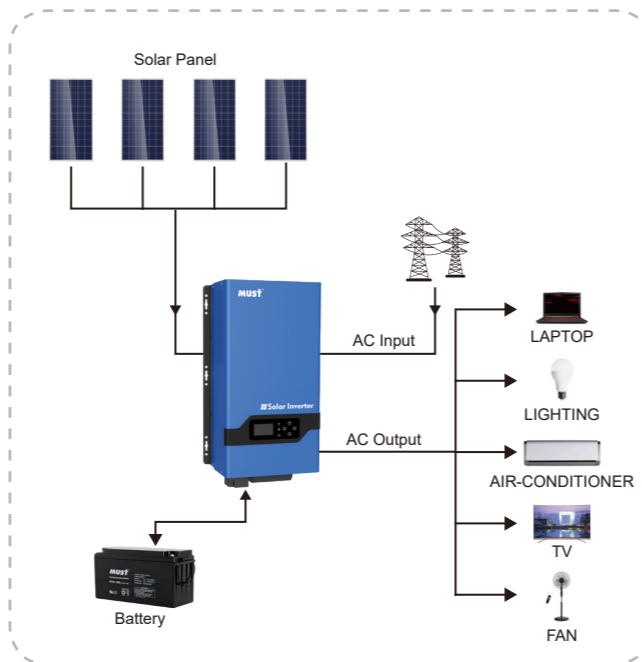


1. LCD Display
2. Status Indicator
3. Charging Indicator
4. Fault Indicator
5. Function Buttons



1. BAT -
2. BAT +
3. USB
4. Remote port
5. FAN
6. Charger input protect
7. Power on/off switch
8. GND
9. AC input
10. AC output
11. AGS
12. BTS
13. AC Output 10A(MAX)
14. PV input

Solar system connection



Specification

MODEL		PV30-1KW LVHM		PV30-1.5KW LVHM		PV30-2KW LVHM		PV30-3KW LVHM		PV30-4KW LVHM		PV30-5KW LVHM		PV30-6KW LVHM	
Nominal Battery System Voltage		12VDC	24VDC	12VDC	24VDC	12VDC	24VDC	24VDC	48VDC	24VDC	48VDC	48VDC	48VDC		
INVERTER OUTPUT	Rated Power	1 KW		1.5 KW		2 KW		3 KW		4 KW		5 KW		6 KW	
	Surge Rating	3000VA		4500VA		6000VA		9000VA		12000VA		15000VA		18000VA	
	Capable Of Starting Electric Motor	1HP		1HP		1.5HP		1.5HP		2HP		3HP			
	Waveform	Pure sine wave / same as input (bypass mode)													
	Nominal Output Voltage RMS	110V / 115V / 120VAC(±10% RMS)													
	Output Frequency	50Hz / 60Hz ±0.3Hz													
	Inverter Efficiency (Peak)	>88%													
	Line Mode Efficiency	>95%													
	Power Factor	1.0													
	Typical Transfer Time	10ms(max)													
AC INPUT	Voltage	110/120VAC													
	Selectable Voltage Range	75~135VAC (For personal computers)													
	Frequency Range	50Hz / 60Hz(Auto sensing) 40~80Hz													
BATTERY	Minimum Start Voltage	(10V / 10.5V / 11V / 11.5V)+0.5V for 12VDC mode (*2 for 24VDC, *4 for 48VDC)													
	Low Battery Alarm	(10V / 10.5V / 11V / 11.5V)+0.5V for 12VDC mode (*2 for 24VDC, *4 for 48VDC)													
	Low Battery Cut Off	10V / 10.5V / 11V / 11.5V for 12VDC mode (*2 for 24VDC, *4 for 48VDC)													
	High Voltage Alarm	(13.8-14.5V)+1V for 12VDC mode (*2 for 24VDC, *4 for 48VDC)													
	High Battery Voltage Recover	(13.8-14.5V)+0.5V for 12VDC mode (*2 for 24VDC, *4 for 48VDC)													
	Idle Consumption-Search Mode	Load ≤50±20W(120V)													
CHARGER	Output Voltage	Depends on battery type													
	Overcharge Protection S.D.	15.7VDC for 12VDC mode (*2 for 24VDC mode, *4 for 48VDC mode)													
	Maximum Charge Current	30A	20A	45A	25A	60A	30A	40A	20A	60A	30A	35A	40A		
BYPASS & PROTECTION	Input Voltage Waveform	Sine wave (grid or generator)													
	Nominal Input Frequency	50Hz or 60Hz													
	Overload Protection (SMPS Load)	Circuit breaker													
	Output Short Circuit Protection	Circuit breaker													
	Bypass Breaker Rating	120V	1-3K/30A				3K/40A				4-6K/63A				
	Max Bypass Current	30Amp													
SOLAR CHARGER	Maximum PV Array Power	1250W	2500W	1250W	2500W	1250W	2500W	2500W	5000W	2500W	5000W	5000W	5000W		
	Maximum PV Charge Current	80A±4A													
	DC Voltage	12V / 24V auto work						24V / 48V auto work							
	MPPT Range @ Operating Voltage	16~95VDC @ 12V / 30~130VDC @ 24V						30~130VDC @ 24V / 60~130VDC @48V				60~130VDC @48V			
	Maximum PV Array Open Circuit Voltage	145VDC													
	Standby Power Consumption	<2W													
MECHANICAL SPECIFICATIONS	Mounting	Wall Mount													
	Dimensions (W*H*D)	423*247*197mm						597*247*197mm							
	Net Weight (Solar CHG)(kg)	17.2	17.7	21.8	20.7	25.2	25.5	38.9	36.5	42.5					
	Shipping Dimensions (W*H*D)	585*387*322mm						758*387*322mm							
	Shipping Weight (Solar CHG)(kg)	20	20.7	24.8	23.5	28.2	28.2	43	40.7	45					
OTHER	Operation Temperature Range	0°C to 40°C													
	Storage Temperature	-15°C to 60°C													
	Audible Noise	60dB MAX													
	Display	LED+LCD													
	Standard Warranty	1 year													