

LFP Series Lithium-ion Battery is an ideal replacement for traditional lead acid battery utilizing advanced LiFePO4 technology and integrated BMS with the benefits of long cycle life, light in weight, safety and excellent high and low temperature performance. LFP Series Lithium-ion Battery is widely used in energy storage, UPS, golf cart and other lead acid battery replacement.



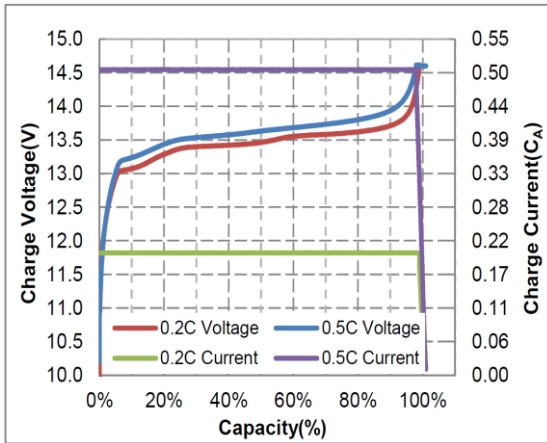
### Superior Character

- Super Long Service Life
- High Safety Ensured by Smart BMS
- Fast Charge and High Rate Discharge Power
- Low Total Cost of Ownership (TCO)
- High Energy Density by Adopting LFP Cells
- High Cycle Round Trip Efficiency (RTE)
- Wide Working Temperature Range
- Maintenance Free

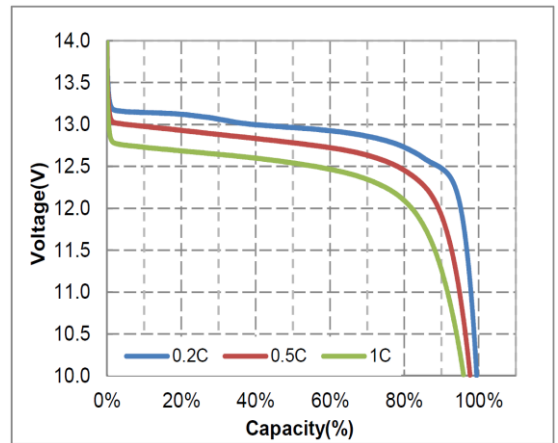
### General Specification

Electrical Characteristics	
Nominal Voltage	12.8V
Nominal Capacity@0.2C	150Ah
Energy	1920Wh
Internal Resistance	≤40mΩ
Cycle Life	≥4000 Cycles @80%DOD
Months Self Discharge	≤3.5% per month at 25°C
Mechanical	
Cell & Method	IFR32700 N60, 4S25P
Plastic Case	ABS
Dimension(L x W x H x TH)	483 x 170 x 240 x 240mm
Weight	Approx. 19.2Kg
Terminal	M8
Standard Charge	
Charge Voltage	14.4 ±0.2V
Charge Mode(CC/CV)	At 0°C~45°C temperature, charged to 14.4V at a constant current of 0.2C, and then charged continuously with constant voltage of 14.4V until the current was not more than 0.02C.
Charge Current	30A
Max. Charge Current	60A
Standard Discharge	
Discharge Current	30A
Max. Continuous Current	100A
Max. Pulse Current	200A(<3S)
Discharge Cut-off Voltage	10.4V
Operating Environment	
Charge Temperature	0°C to 45°C(32°F to 113°F) @60±25% Relative Humidity
Discharge Temperature	-20°C to 60°C(-4°F to 140°F) @60±25% Relative Humidity
Storage Temperature	0°C to 45°C(32°F to 113°F) @60±25% Relative Humidity
Water Dust Resistance	IP55
Protection Parameter	
Over-current Protection Current	300A
Over-charge Protection Voltage	14.6V
Over-discharge Protection Voltage	10.0V
High Temperature Protection	70°C

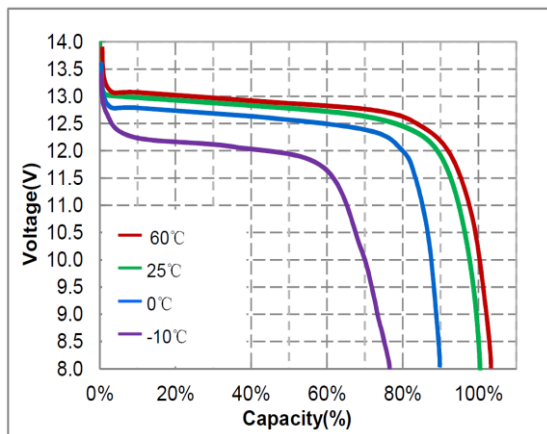
**Charge Characteristics @0.2C&0.5C, 25°C**



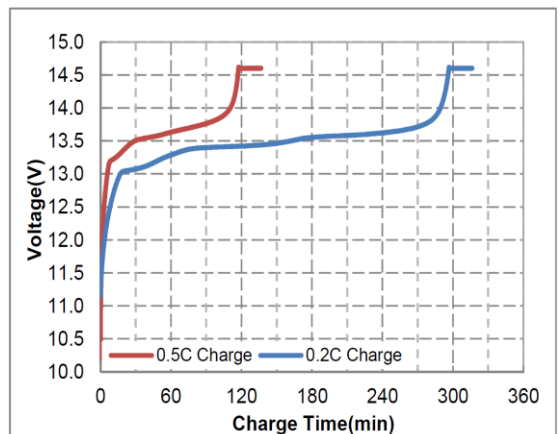
**Different Rate Discharge Curve @ 25°C**



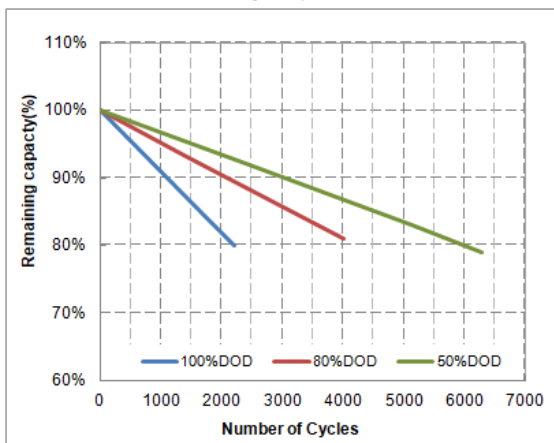
**Different Temperature Discharge Curve @0.5C, 25°C**



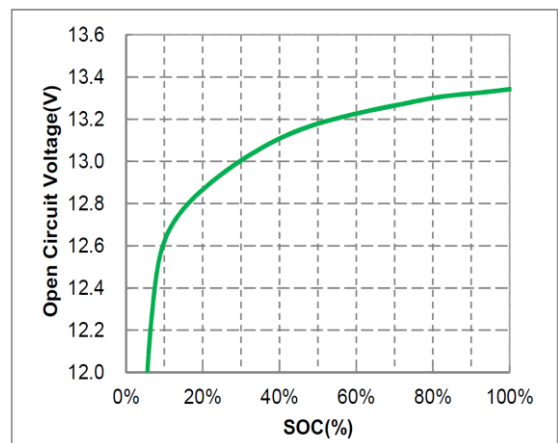
**Charge Characteristics @0.2C&0.5C, 25°C**



**Different DOD Discharge Cycle Life Curve @0.5C, 25°C**



**Open Circuit Voltage VS SOC%**



**Standard Compliance**

